


Name of Listed Entity : EUROTEx INDUSTRIES AND EXPORTS LIMITED

Script Code and name : NSE - EUROTExIND , BSE - 521014

Shareholding pattern filed under Reg. 31(1)(b)

Quarter Ended : 31.12.2015

Particulars		Yes	No
1	Whether the Listed Entity has issued any partly paid up shares?		NO
2	Whether the Listed Entity has issued any Convertible Securities or Warrants?		NO
3	Whether the Listed Entity has any shares against which depository receipts are issued?		NO
4	Whether the Listed Entity has any shares in locked-in?		NO
5	Whether any shares held by promoters are pledged or otherwise encumbered?		NO




**Table I - Summary Statement holding of specified securities
Name of Listed Entity: EUROTEx INDUSTRIES AND EXPORTS LIMITED
Benpos Date: 31.12.2015**

Face Value 10.00

Category (I)	Number of shares holders (III)	No. of fully paid up equity shares held (IV)	No. of partly paid up equity shares held (V)	No. of shares underlying Depositary Receipts (VI) (VII)	Total Nos. shares held (VII) (VIII)	Shareholding as a % of total no. of shares (Calculated as per SCRR 1957 (VIII) As a % of (A+B+C2)	Number of voting rights	
							Class X	Class Y
(A) Promoter and Promoter Group	13	6211627	0	0	6211627	70.9911	6211627	0
(B) Public	6824	2538238	0	0	2538238	29.0089	2538238	0
(C) Non Promoter - Non Public	0	0	0	0	0	0.0000	0	0
(C-1) Shares underlying DRs	0	0	0	0	0	0.0000	0	0
(C-2) Shares held by Employee Trusts	0	0	0	0	0	0.0000	0	0
Total	6837	8749865	0	0	8749865	100.0000	8749865	0



Rights held in securities	No of shares underlying convertible securities (including warrants)		Shareholding as a % assuming full conversion of convertible securities as a % of diluted share capital (X) = (VII) * (X) as a % of A3B+C2	Number of Locked in shares (XII)		Number of shares pledged or otherwise encumbered (XIII)		Number of convertible form shares held (XIV)
	Total	% of A3B+C2		No. (a)	As a % of total shares held (b)	No. (a)	As a % of total shares held (b)	
6211627	70.9911	0	0	0	0.0000	0	0.0000	6211627
2538238	29.0089	0	0	0	0.0000	0	0.0000	2100906
0	0.0000	0	0	0	0.0000	0	0.0000	0
0	0.0000	0	0	0	0.0000	0	0.0000	0
0	0.0000	0	0	0	0.0000	0	0.0000	0
8749865	100.0000	0	0	0	0.0000	0	0.0000	8312533




**Table II - Statement showing Shareholding Pattern of the Promoter and Promoter Group
Name of Listed Entity: EUROTEx INDUSTRIES AND EXPORTS LIMITED**


Quarter ended: 31.12.2015

Face Value 10.00

1	Category and Name of the shareholders (i)	PAN (ii)	No. of Sharehold-ers (iii)	No. of fully paid up equity shares held (iv)	Partly paid-up equity shares held (v)	No. of shares underlying Depository Receipts (vi)	Total Nos. shares held (vii) = (iv)+(v)+(vi)	Shareholding % calculated as per SCRR, 1957 (viii) = (vii)/(A+B+C) (vii)	Class	
									Equity	Preference
	Indian									
(a)	Individuals/Hindu Undivided Family									
	KRISHAN KUMAR PATODIA	AACP5329D	9	174935	0	0	174935	1.9993	174935	0
	HARI PRASAD SIOTIA	AAPS0867E	0	58242	0	0	58242	0.6656	58242	0
	NARAYAN PATODIA	AFKP4071R	0	42218	0	0	42218	0.4825	42218	0
	SHRI RAJIV PATODIA	AADPP9795Q	0	36000	0	0	36000	0.4114	36000	0
	SHAILJA PATODIA	AIHPP4931C	0	19300	0	0	19300	0.2206	19300	0
	VEDIKA PATODIA	BUZPP0857N	0	8800	0	0	8800	0.1006	8800	0
	RITVIKA PATODIA	BUZPP0858D	0	5000	0	0	5000	0.0571	5000	0
	GOPAL PATODIA	AFKPP4066Q	0	5000	0	0	5000	0.0571	5000	0
	MADHU PATODIA	AGHPP1483F	0	195	0	0	195	0.0022	195	0
(b)	Central Government/State Government(s)		0	180	0	0	180	0.0021	180	0
(c)	Financial Institutions / Banks		0	0	0	0	0	0.0000	0	0
(d)	Any Other (specify)		0	0	0	0	0	0.0000	0	0
(d)(i)	Bodies Corporate		0	0	0	0	0	0.0000	0	0
	PATODIA SYNTEX LIMITED	AAACP4751E	4	6036692	0	0	6036692	68.9918	6036692	6036692
	PBM POLYTEX LIMITED	AAACP9271H	0	3794812	0	0	3794812	43.3699	3794812	3794812
	RAJIV AGENCIES PRIVATE LIMITED	AAACR0423K	0	2231980	0	0	2231980	25.5087	2231980	2231980
	MANAGEMENT CONSULTANTS PVT LTD	AAACT1490	0	7200	0	0	7200	0.0823	7200	7200
	Sub Total (AK1)		13	2700	0	0	2700	0.0309	2700	2700
	Foreign			6211627	0	0	6211627	70.9911	6211627	6211627
2										



Number of Voting Rights held in each class of securities	Number of Voting Rights held in each class of securities		No. of shares underlying outstanding convertible securities (including warrants) (X)	Shareholding as a percentage of full conversion of convertible securities (as a percentage of diluted share capital) (X) + (Y) / (Z) as a % of A+B+C	Number of shares located in shares		Number of shares placed or otherwise encumbered		Number of equity shares held (X) + (Y) + (Z)
	Class (A)	Total (A+B)			No. (a)	% of total shares held (b)	No. (a)	% of total shares held (b)	
0	174935	1.9993	0	0	0	0.0000	0	0.0000	174935
0	58242	0.6656	0	0	0	0.0000	0	0.0000	58242
0	42218	0.4825	0	0	0	0.0000	0	0.0000	42218
0	36000	0.4114	0	0	0	0.0000	0	0.0000	36000
0	19300	0.2206	0	0	0	0.0000	0	0.0000	19300
0	8800	0.1006	0	0	0	0.0000	0	0.0000	8800
0	5000	0.0571	0	0	0	0.0000	0	0.0000	5000
0	5000	0.0571	0	0	0	0.0000	0	0.0000	5000
0	195	0.0022	0	0	0	0.0000	0	0.0000	195
0	180	0.0021	0	0	0	0.0000	0	0.0000	180
0	0	0.0000	0	0	0	0.0000	0	0.0000	0
0	0	0.0000	0	0	0	0.0000	0	0.0000	0
0	6036692	68.9918	0	0	0	0.0000	0	0.0000	6036692
0	3794812	43.3699	0	0	0	0.0000	0	0.0000	3794812
0	2231980	25.5087	0	0	0	0.0000	0	0.0000	2231980
0	7200	0.0823	0	0	0	0.0000	0	0.0000	7200
0	2700	0.0309	0	0	0	0.0000	0	0.0000	2700
0	6211627	70.9918	0	0	0	0.0000	0	0.0000	6211627



0	0	0.0000	0	0	0	0	0	0.0000	0	0.0000	0	0.0000	0
0	0	0.0000	0	0	0	0	0	0.0000	0	0.0000	0	0.0000	0
0	0	0.0000	0	0	0	0	0	0.0000	0	0.0000	0	0.0000	0
0	0	0.0000	0	0	0	0	0	0.0000	0	0.0000	0	0.0000	0
0	0	0.0000	0	0	0	0	0	0.0000	0	0.0000	0	0.0000	0
0	0	0.0000	0	0	0	0	0	0.0000	0	0.0000	0	0.0000	0
0	0	0.0000	0	0	0	0	0	0.0000	0	0.0000	0	0.0000	0
0	0	0.0000	0	0	0	0	0	0.0000	0	0.0000	0	0.0000	0
0	6211627	70.99	0	0	0	0	0	0.0000	0	0.0000	0	0.0000	6211627





Table III - Statement showing Shareholding Pattern of the Public shareholder

Name of Listed Entity: EUROTEX INDUSTRIES AND EXPORTS LIMITED


Quarter ended: 31.12.2015

Face Value 10.00

	Sl. No.	Name of Shareholder	No. of Shares held	Particulars of Shares held	Particulars of Shares held	Particulars of Shares held	Particulars of Shares held	Particulars of Shares held	Particulars of Shares held
1		Institutions							
(a)	8	Mutual Funds/UTI	7850					7850	0.0897
(b)	0	Venture Capital Funds	0					0	0.0000
(c)	0	Alternate Investment Funds	0					0	0.0000
(d)	0	Foreign Venture Capital Investors	0					0	0.0000
(e)	0	Foreign Portfolio Investors	0					0	0.0000
(f)	5	Financial Institutions / Banks	1180					1180	0.0135
(g)	0	Insurance Companies	0					0	0.0000
(h)	0	Provident Funds / Pension Funds	0					0	0.0000
(i)		Any Other (specify)							
(i)(ii)	0	Qualified Foreign Investor	0					0	0.0000
	13	Sub Total (B)(1)	9030					9030	0.1032
(2)	1	Central Government/State Government(s)/ President of India	44650					44650	0.5103
	1	Sub Total (B)(2)	44650					44650	0.5103
3		Non-institutions							
(a-i)		Individuals - shareholders holding nominal share capital up to Rs 2 Lakh							
(a-ii)	6652	Individual shareholders holding nominal share capital in excess of Rs. 2 Lakh	1853232					1853232	21.1801
(b)	7	SANTOSH SITARAM GOENKA	371998					371998	4.2515
(c)	0	NBFCs registered with RBI	163341					163341	1.8668
(d)	0	Employee Trusts	0					0	0.0000
	0	Overseas Depositories (holding DRs)(balancing figure)	0					0	0.0000



(e)	Any Other (specify)																								
(f)	NRI Rept		151		259328	0	0	0	0	259328	0	0	0	59411	2.9638	259328	59411	0.6790	59411	0.6790	59411	0.6790	259328	59411	0
(ii)	NRI Non -Rept		16		59411	0	0	0	0	59411	0	0	0	2073	0.0237	2073	2073	0.0237	2073	0.0237	2073	2073	2073	2073	0
(iii)	Trusts		7		2073	0	0	0	0	2073	0	0	0	500	0.0057	500	500	0.0057	500	0.0057	500	500	500	500	0
(iv)	OCB		1		500	0	0	0	0	500	0	0	0	0	0.0000	0	0	0.0000	0	0.0000	0	0	0	0	0
(v)	Foreign National		0		0	0	0	0	0	0	0	0	0	0	0.0000	0	0	0.0000	0	0.0000	0	0	0	0	0
(vi)	Foreign Bodies		0		0	0	0	0	0	0	0	0	0	0	0.0000	0	0	0.0000	0	0.0000	0	0	0	0	0
(vii)	Clearing Member		0		0	0	0	0	0	0	0	0	0	0	0.0000	0	0	0.0000	0	0.0000	0	0	0	0	0
(viii)	Bodies Corporate		19		34344	0	0	0	0	34344	0	0	0	34344	0.3925	34344	34344	0.3925	34344	0.3925	34344	34344	34344	34344	0
(ix)	Unclaimed/Escrow Account		108		163000	0	0	0	0	163000	0	0	0	163000	1.8629	163000	163000	1.8629	163000	1.8629	163000	163000	163000	163000	0
(x)	Any Other		0		0	0	0	0	0	0	0	0	0	0	0.0000	0	0	0.0000	0	0.0000	0	0	0	0	0
	Sub Total (B)(3)		6810		2484558	0	0	0	0	2484558	0	0	0	2484558	28.3954	2484558	2484558	28.3954	2484558	28.3954	2484558	2484558	2484558	2484558	0
	Total Public Shareholding (B)=(B)(1)+(B)(2)+(B)(3)		6824		2538238	0	0	0	0	2538238	0	0	0	2538238	29.0089	2538238	2538238	29.0089	2538238	29.0089	2538238	2538238	2538238	2538238	0



Number of Shares Held in Equity Shares	Total		Total Shareholding (Including Depository Holdings)	Number of Shares Held by Depository (XII)	Number of Shares Held by Depository (XIII)	Number of Shares Held by Depository (XIV)
	(a)	(b)				
0	7850	0.0897	0	0	0.0000	0
0	0	0.0000	0	0	0.0000	0
0	0	0.0000	0	0	0.0000	0
0	0	0.0000	0	0	0.0000	0
0	0	0.0000	0	0	0.0000	0
0	0	0.0000	0	0	0.0000	0
0	1180	0.0135	0	0	0.0000	100
0	0	0.0000	0	0	0.0000	0
0	0	0.0000	0	0	0.0000	0
0	0	0.0000	0	0	0.0000	0
0	0	0.0000	0	0	0.0000	0
0	0	0.0000	0	0	0.0000	0
0	9030	0.1032	0	0	0.0000	100
0	44650	0.5103	0	0	0.0000	44650
0	44650	0.5103	0	0	0.0000	44650
0	1853232	21.1801	0	0	0.0000	1437282
0	371998	4.2515	0	0	0.0000	371998
0	163341	1.8668	0	0	0.0000	163341
0	0	0.0000	0	0	0.0000	0
0	0	0.0000	0	0	0.0000	0
0	0	0.0000	0	0	0.0000	0



0	259328	2.9638	0	0	0	0	0	0	0	0.0000	0	0.0000	246876
0	59411	0.6790	0	0	0	0	0	0	0	0.0000	0	0.0000	58603
0	2073	0.0237	0	0	0	0	0	0	0	0.0000	0	0.0000	2073
0	500	0.0057	0	0	0	0	0	0	0	0.0000	0	0.0000	0
0	0	0.0000	0	0	0	0	0	0	0	0.0000	0	0.0000	0
0	0	0.0000	0	0	0	0	0	0	0	0.0000	0	0.0000	0
0	0	0.0000	0	0	0	0	0	0	0	0.0000	0	0.0000	0
0	34344	0.3925	0	0	0	0	0	0	0	0.0000	0	0.0000	34344
0	163000	1.8629	0	0	0	0	0	0	0	0.0000	0	0.0000	151856
0	0	0.0000	0	0	0	0	0	0	0	0.0000	0	0.0000	0
0	0	0.0000	0	0	0	0	0	0	0	0.0000	0	0.0000	0
0	2484558	28.3954	0	0	0	0	0	0	0	0.0000	0	0.0000	2056156
0	2538238	29.0019	0	0	0	0	0	0	0	0.0000	0	0.0000	2100906





Table IV - Statement showing Shareholding Pattern of the Non Promoter - Non Public shareholder

Name of Listed Entity: EUROTEx INDUSTRIES AND EXPORTS LIMITED

Quarter ended: 31.12.2015

Face Value 10.00

(1)	Category and Name of the Shareholders (2)	PAN (3)	No. of shares held (4)	No. of fully paid up Equity shares held (V)	Party to which Equity Shares held (VI)	Nos. of shares underlying Depository Receipts (VII)	Total Nos. shares held (VIII) = (IV)+(VI)+(VII)	Shareholding % calculated as per SCRR 1957 As a % of (A+B+C2) (VII)	Class
(1)	Custodian/ DR Holder		0	0	0	0	0	0.0000	0
(2)	Employee Benefit Trust (under SEBI (Share Based Employee Benefit) Regulations, 2014)		0	0	0	0	0	0.0000	0
	Total Non-Promoter-Non Public Shareholding (C) = (C)(1)+(C)(2)		0	0	0	0	0	0.0000	0



Sl. No.	Description of the Project	No. of Shares		Value of Shares		Number of Shares		Value of Shares		Number of Shares
		(a)	(b)	(c)	(d)	(e)	(f)	(g)	(h)	
0		0	0.0000	0	0.0000	0	0.0000	0	0.0000	0
0		0	0.0000	0	0.0000	0	0.0000	0	0.0000	0
0		0	0.0000	0	0.0000	0	0.0000	0	0.0000	0

